

The background of the slide is a photograph of a person's hands holding a small seedling wrapped in clear plastic. The image is overlaid with a semi-transparent dark blue filter. The text "INVESTORS PRESENTATION" and "January 2026" is written in white over the left side of the image.


# INVESTORS PRESENTATION

January 2026



## AFD AT A GLANCE

# AFD GROUPE: THE FRENCH DEVELOPMENT AGENCY



AFD finances, monitors and supports more than **4,300\*** in **2025 development projects**



**Established**  
in 1941



**A+ rated**  
by S&P and **A+**  
by Fitch



**100% owned**  
by the  
**French State**



Qualified as  
**"Advanced"**  
by Moody's  
Investor Service



**EPIC** subject  
to banking  
regulation



**Rated**  
**Prime Status**  
by ISS ESG

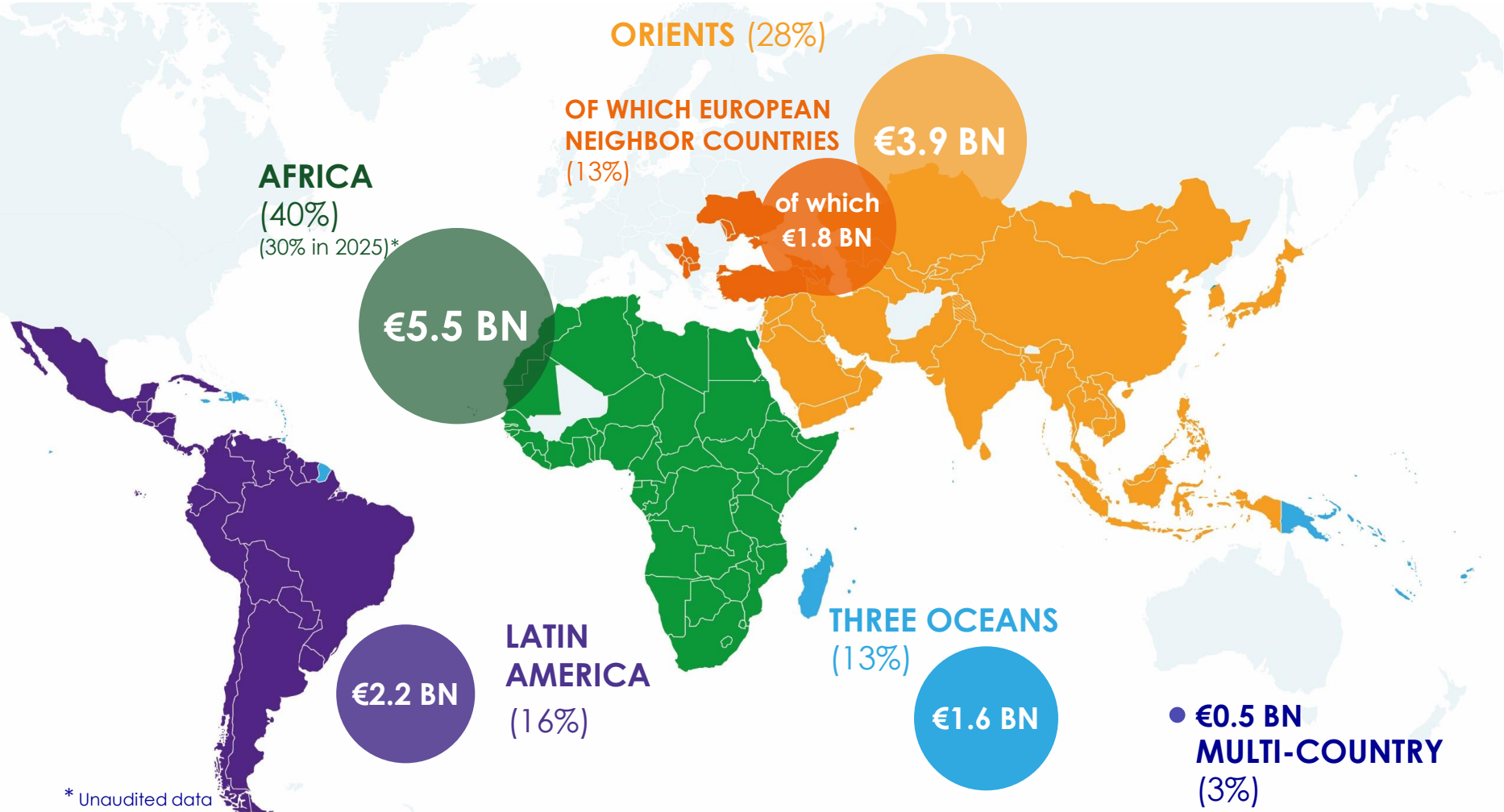
\* Unaudited data



# AFD OPERATES IN MOST OF THE DEVELOPING AND EMERGING MARKETS

## 2024 commitments

Total Group Approvals represented €13 Bn at the end of 2024. AFD also operates in French overseas territories representing around €0.9 Bn (7%) of the commitments of the AFD group.



\* Unaudited data

 <b>150</b> countries of operations	 <b>5</b> continents
 <b>85</b> agencies	 <b>3,600</b> employees
 <b>17</b> Regional directions	

# A STRONG SUPPORT TO FRENCH DEVELOPMENT POLICY



**A crucial role in meeting France's international commitment to development and, since COP21, to fight against climate change**

AFD provides a large part of France's commitments to reduce green house gases in the coming years.

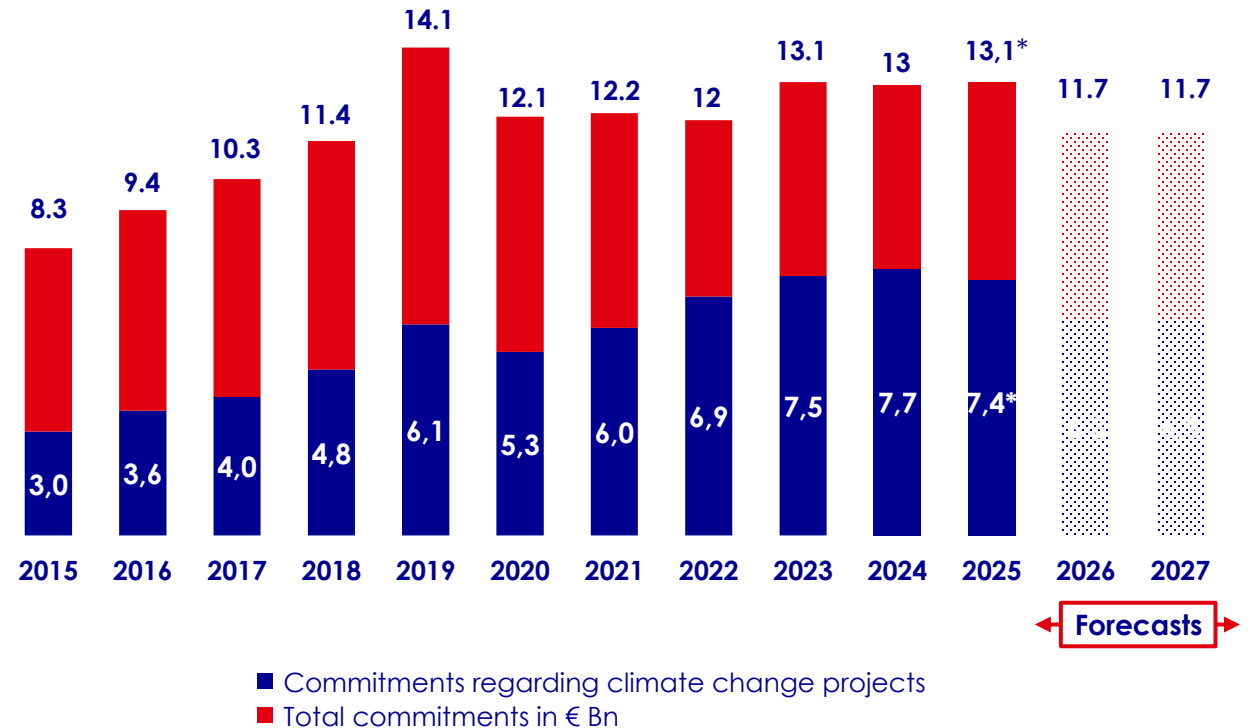
In 2016 the French State has strengthened AFD's capital by turning €2.4Bn of subordinated loans (Tier2) into Core Tier One.

Furthermore, equity of the Group were reinforced by €1.4Bn of Capital CET1 in 2021.

**€72.33Bn**

**Total of AFD group balance sheet as of 31 Dec. 2024**

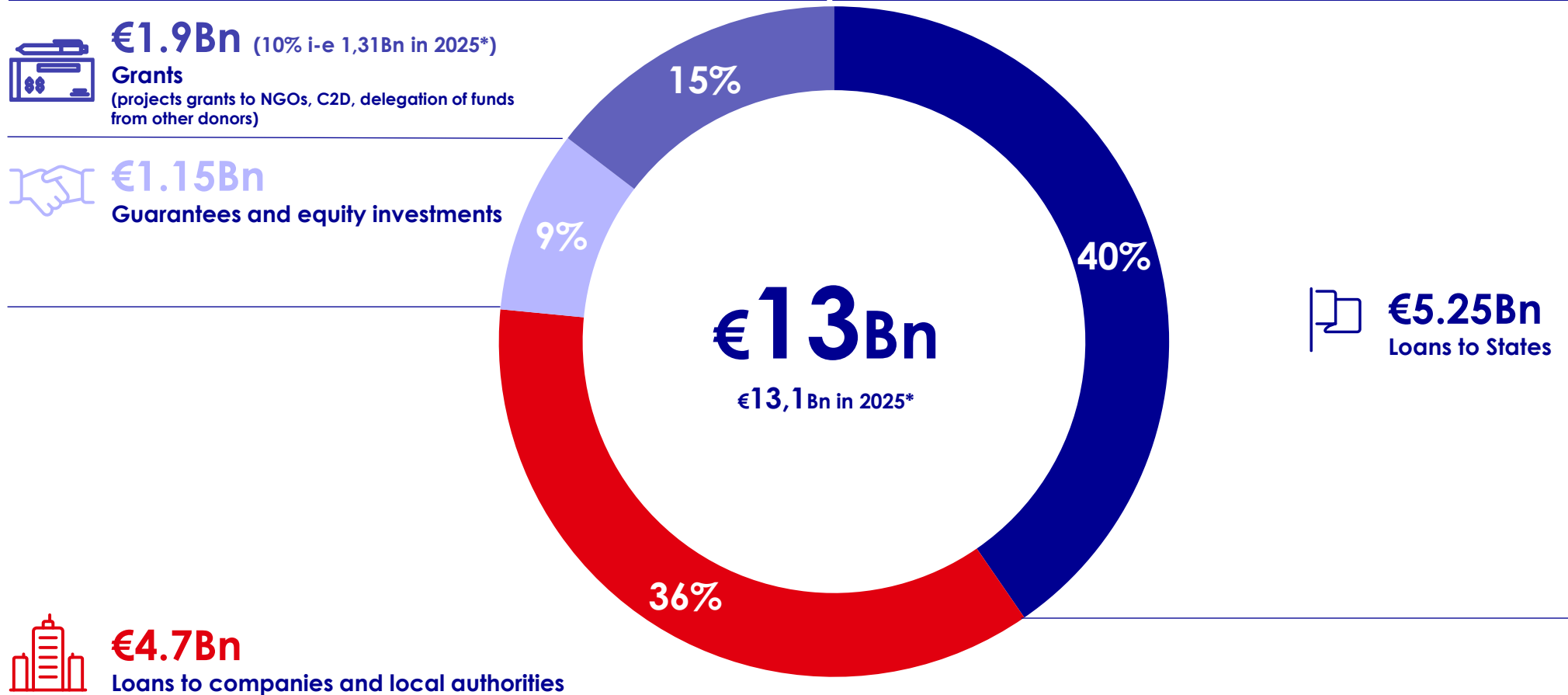
**A significant increase in commitments since 2015**



\* Unaudited data

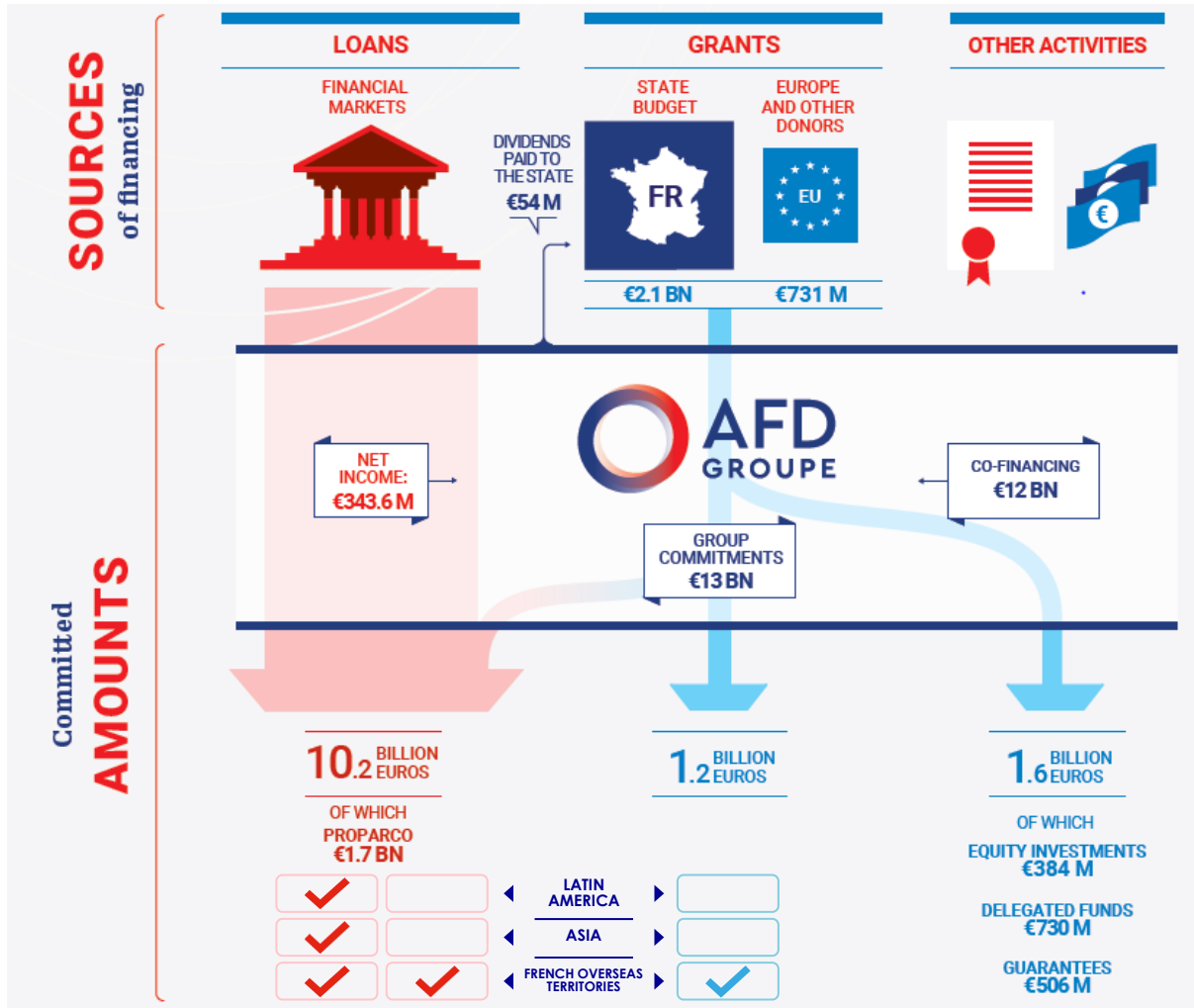
## AFD ACTIVITIES

2024 commitments



\* Unaudited data

# SOURCES OF FINANCING



In addition to its market resources which represent the main part of its funding (€8 Bn approx.), AFD receives funds from the French state and other donors (€2.8 Bn approx.). These grants are passed to final beneficiaries through direct grants and subsidized loans.

➤ Around 40% of our loans are non-subsidized. The interest rate to the final beneficiary covers the cost of the market resource, the operational costs and the cost of risk : **no budgetary aid**.

➤ On subsidized loans, the rate to the final beneficiary is lower than the all-in cost for AFD : **the difference is covered by public credits**, with no impact on our net income.

➤ All grant funds are passed to final beneficiaries, with **no impact on our net income** (management fees covered by the State).

# AFD AND ITS INTERNATIONAL PARTNERS



AFD joins forces with institutions to generate dynamics and create new paths. Backed up by States, AFD and its partners are enabled to plan in the long term. They **facilitate transitions** and participate to the reorientation of economy towards SDGs.

Regardless of whether they are bilateral, multilateral or national, development banks and agencies are natural partners for AFD.



Some of our projects are co-financed by one or more of them. Synergies among donors are essential for making their actions effective.



AFD is a committed member of various organizations, among which International Development Finance Club, Finance in Common Summit...



Partnerships with IBRD, EIB, KfW, ADB, ...

**AFD is a recognized institution amongst Development Banks**





## STATUS & CREDIT PROFILE

# AFD: A FINANCIAL INSTITUTION OF STRATEGIC IMPORTANCE FOR THE FRENCH STATE



## A central role in the French government's cooperation and aid policy

- Plays a major role in the government's Official Development Assistance policy
- Funds part of the French State's contribution to the IMF and World Bank

## A DUAL STATUS



### A banking institution as a Financing Company (Société de Financement)

Regulated by the national banking authority (ACPR), subject to CRR/CRD IV

Standard Risk Weight 30% according CRR and ACPR guidance



### EPIC: Etablissement Public Industriel et Commercial, immune to private-sector bankruptcy laws

By law, the French State has ultimate responsibility for AFD's solvency (Law 80-539)

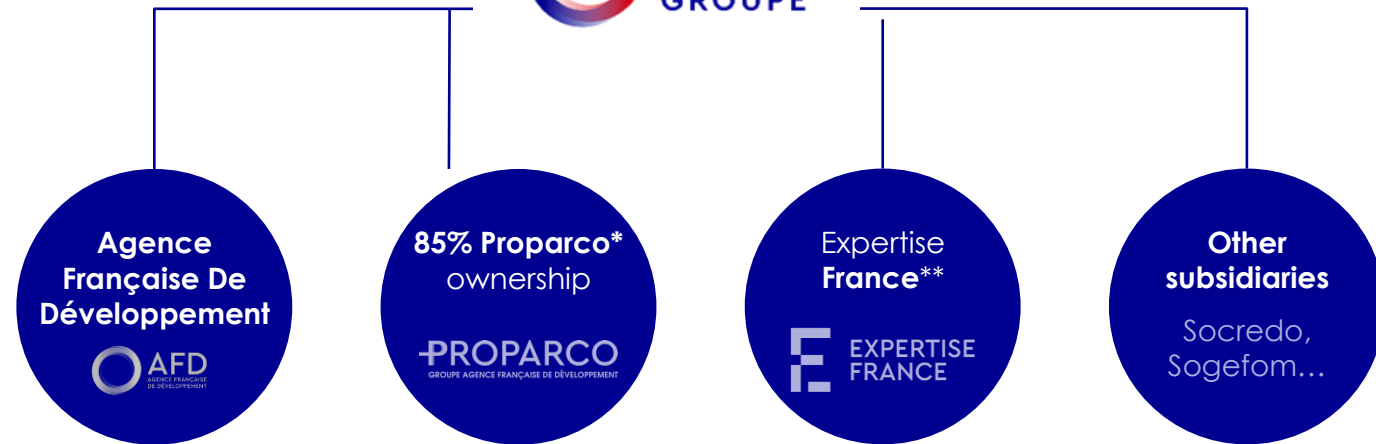
*AFD is under domestic supervision of ACPR and Court of Auditors*

## FULLY PUBLICLY OWNED



French State

100%



\*Proparco is a subsidiary of AFD focused on private sector development. It provides funding and support to both businesses and financial institutions across Africa, Asia, Latin America and the Middle-East.

\*\*Expertise France is the French public agency for the design and implementation of international technical cooperation projects

## AFD BENEFITS FROM HIGH QUALITY RATINGS

A+ rating linked to AFD's status

FitchRatings

**A+/Outlook  
stable  
Short-Term  
F1+**



24/09/2025

[Fitch] view **extraordinary support from the French government to AFD as 'Virtually Certain'**, driven by a support score of 50 points out of maximum of 60 under Fitch's Government-Related Entities (GRE) Rating Criteria. This reflects a combination of the assessments for responsibility-to-support and incentive-to-support factors.

AFD has the status of établissement public industriel et commercial (EPIC). It means that in case of dissolution, its liabilities would be transferred to the French state or to another public entity designated by the state. AFD is tightly controlled by the French state.

S&P Global  
Ratings

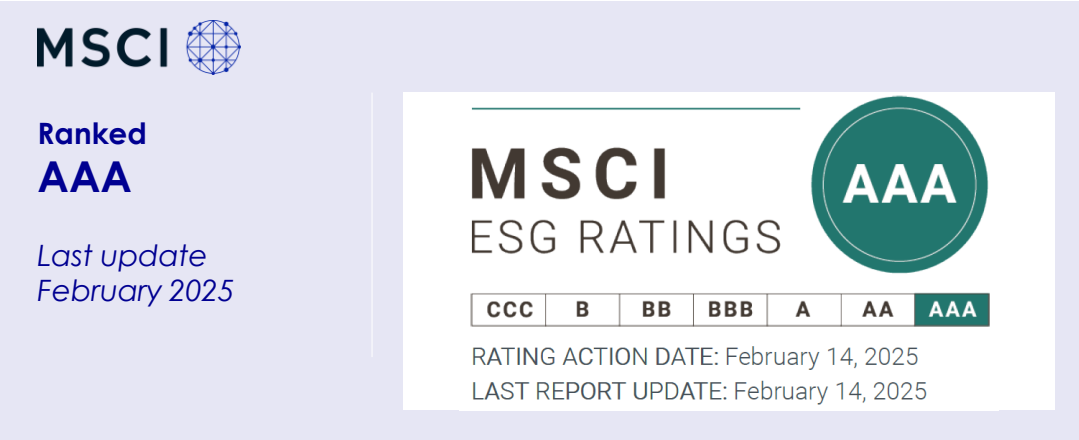
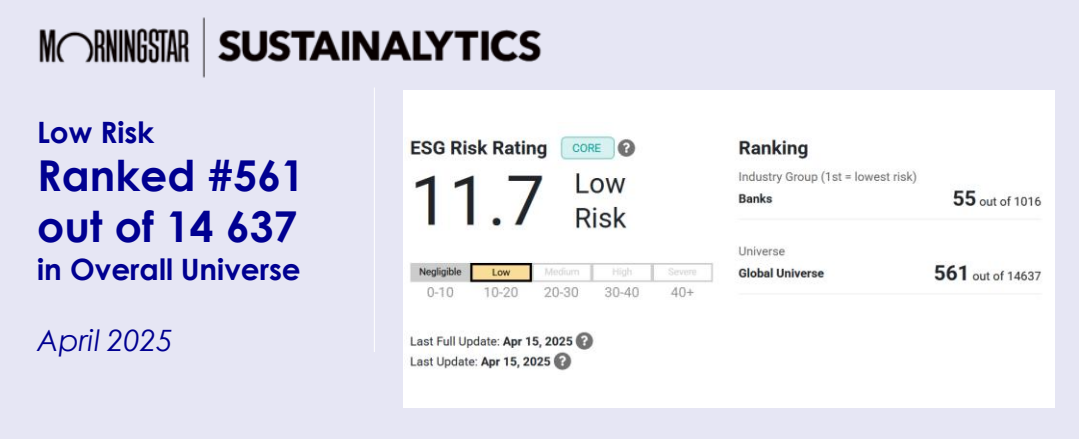
**A+/Outlook  
stable  
Short-Term  
A-1**



21/10/2025

**We believe that AFD will retain its critical role for and integral link with the French government, and, therefore, we expect the ratings to move in line with those on the sovereign.**

# AFD: A REFERENCE IN THE UNIVERSE OF NON-FINANCIAL RATINGS







## **FINANCIAL PERFORMANCE & RISK MANAGEMENT**

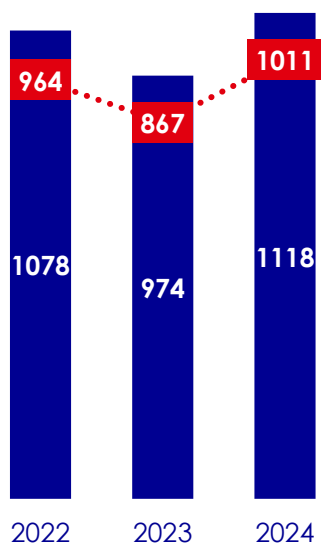


# KEY FIGURES

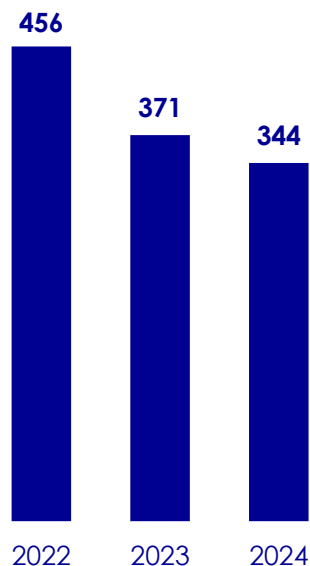
IFRS GAAP

## Net Banking Income In €Mn

NBI excluding Fair Value  
volatility on Financial  
Instruments

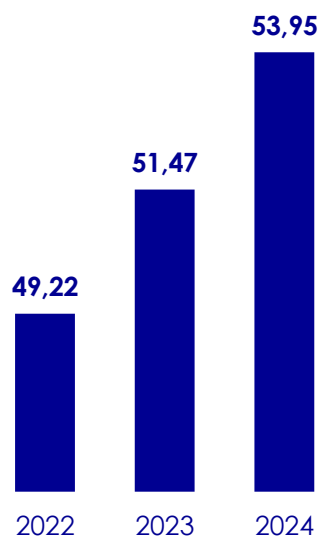


## Net Income In €Mn

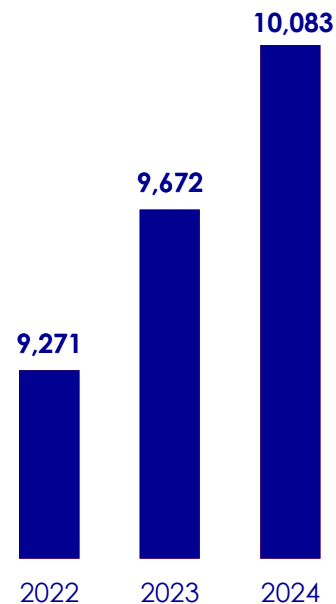


## Loans Outstanding In €Bn

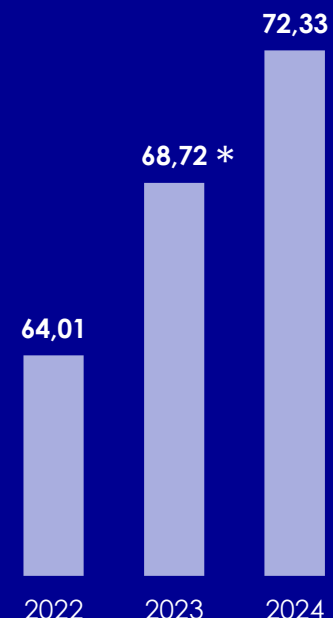
Outstandings excluding fair  
value, provisions and loans  
given on behalf of third parties



## Consolidated Capital In €Bn



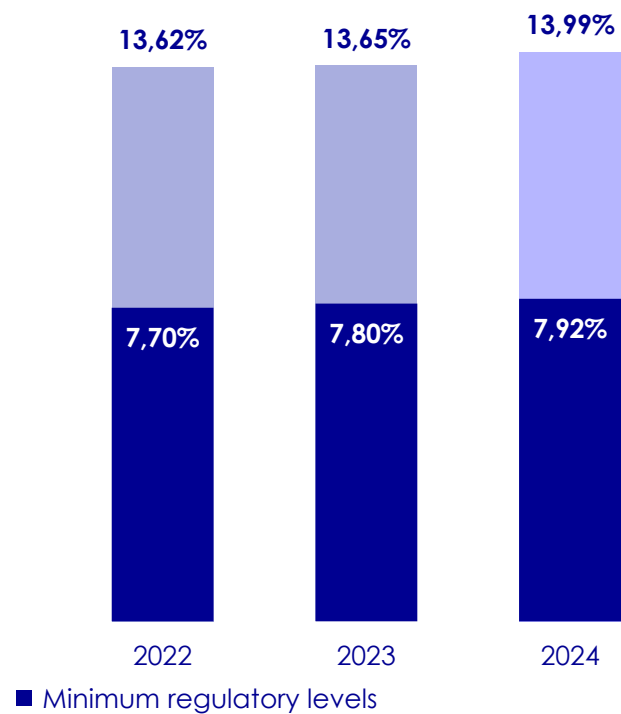
## Total balance sheet In €Bn



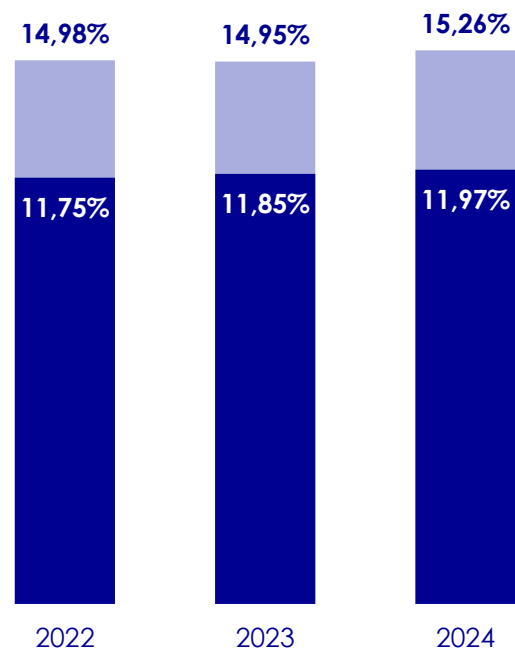
\* Including the methodological change in  
the accounting treatment of the reserve  
account (-€812M)

# AFD STRONG CAPITALIZATION

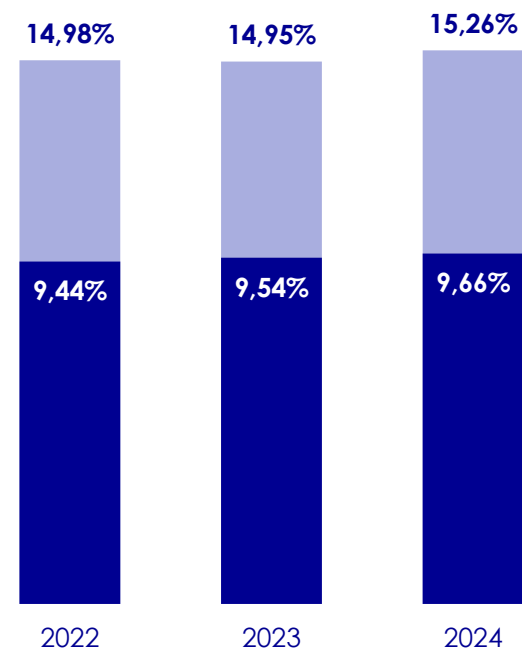
CET1 Ratio



Capital adequacy ratio



T1 Ratio



Risk Weight Assets : 66,1 Bn  
Regulatory Capital : 10,1 Bn

# SOLID CREDIT RISK FRAMEWORK IN A CONTEXT OF PRESSURE ON EMERGING MARKETS

Total outstanding as of 31 December 2024

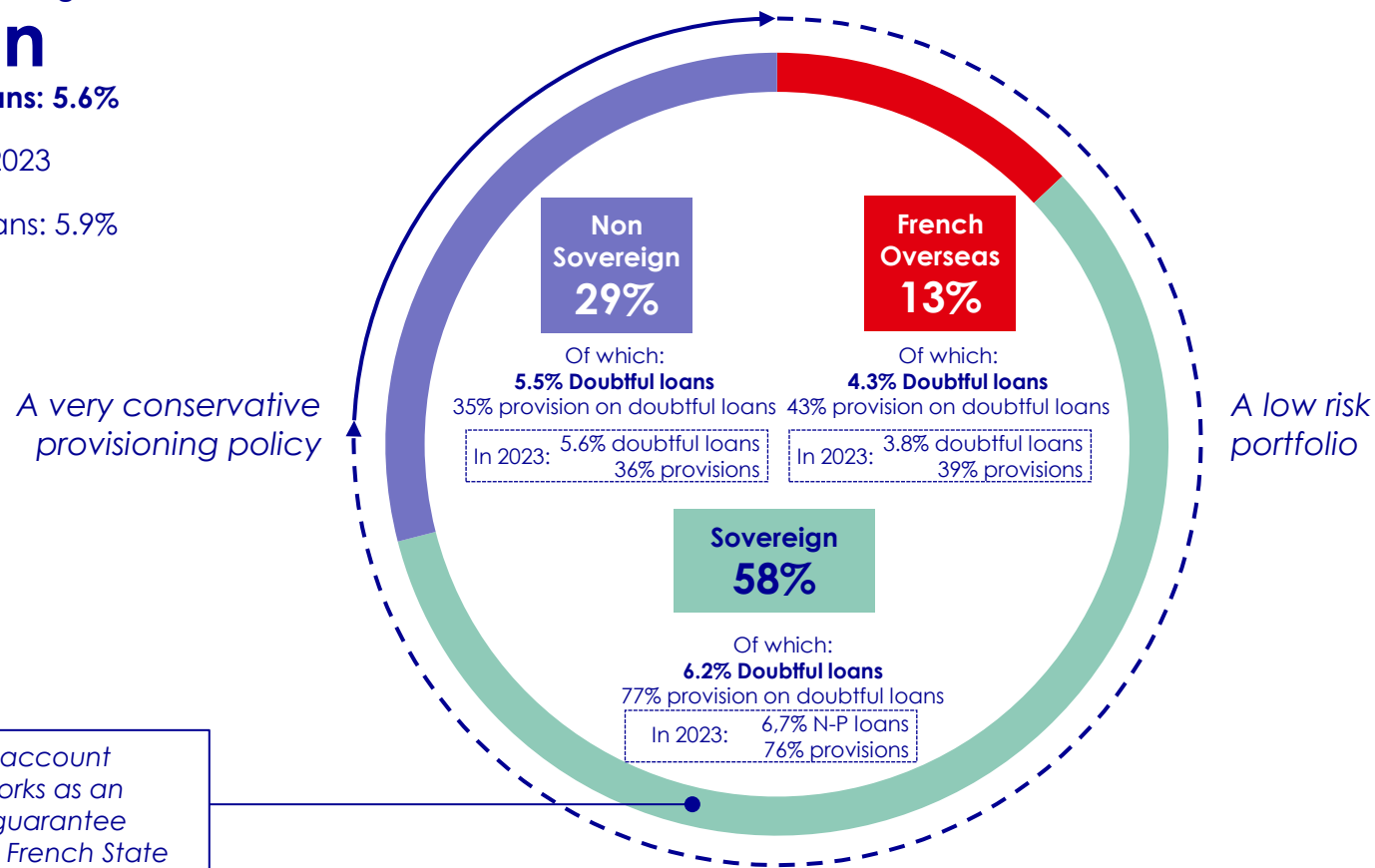
**€54Bn**

Doubtful loans: 5.6%

vs 31 Dec. 2023

**€51.5Bn**

Doubtful loans: 5.9%



**Credit risk**  
Solid quality and provisioning



**Concentration risk**  
Country lending limit at 25% of capital

# CONSERVATIVE MARKET RISK POLICY

## EXCHANGE / INTEREST RATE RISK

**Minimized by internal  
policy and hedging**

All issues and  
loans swapped into  
Euros floating rate

Internal policy:

- Single currency exposure < 1,5% of Consolidated Capital
- Global forex position < 3% of Consolidated Capital

No  
speculative  
trading

## COUNTERPARTY RISK

**Ratings monitoring  
and collateral contracts**

Clearing IRS  
Two-ways CSAs with  
daily collateral for  
bilateral derivatives

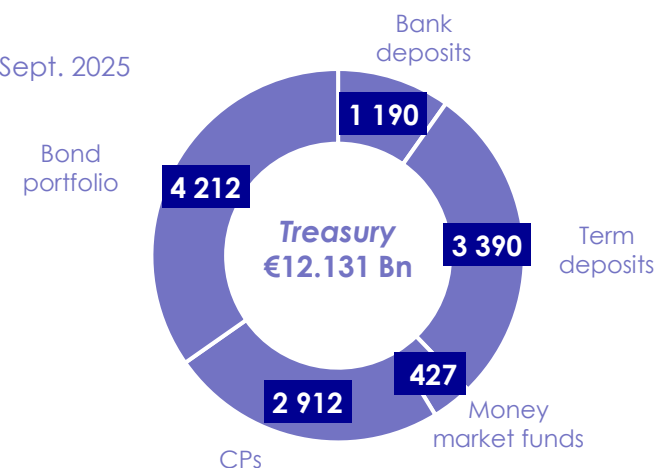
SSA euro zone for  
the investment portfolio

## LIQUIDITY RISK

**Very limited  
exposure**

Treasury  
≥ 9 months  
of cash outflows

As end of Sept. 2025  
(in M€) :





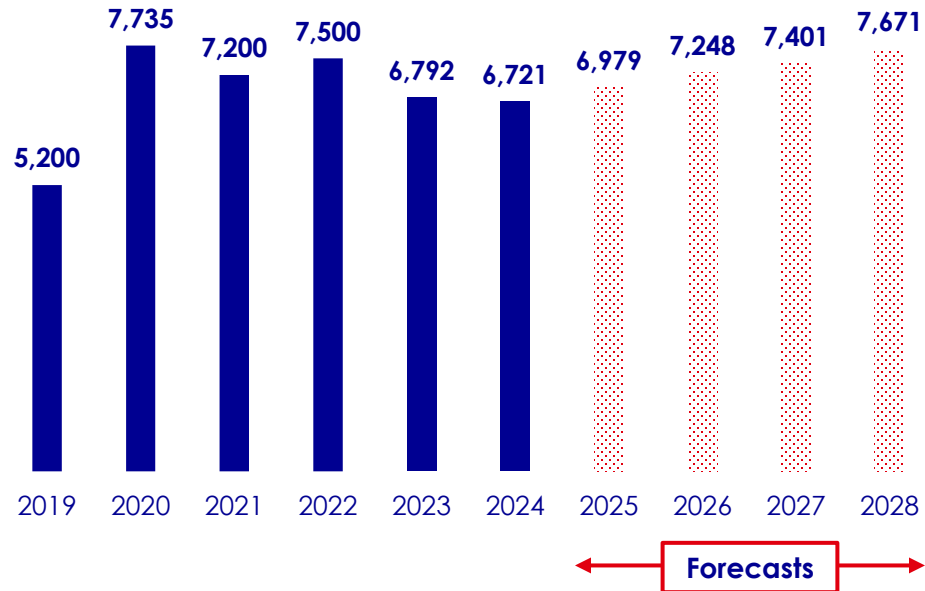
## CAPITAL MARKET ACTIVITIES



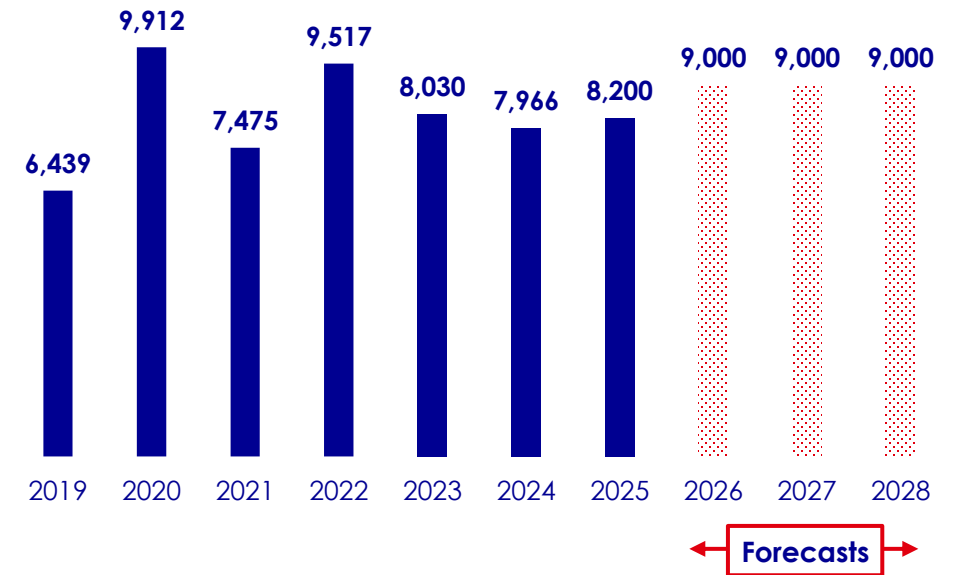
# CAPITAL MARKET HIGHLIGHTS

In € Mn

## AFD'S DISBURSEMENTS (LOANS)



## FUNDING PROGRAM



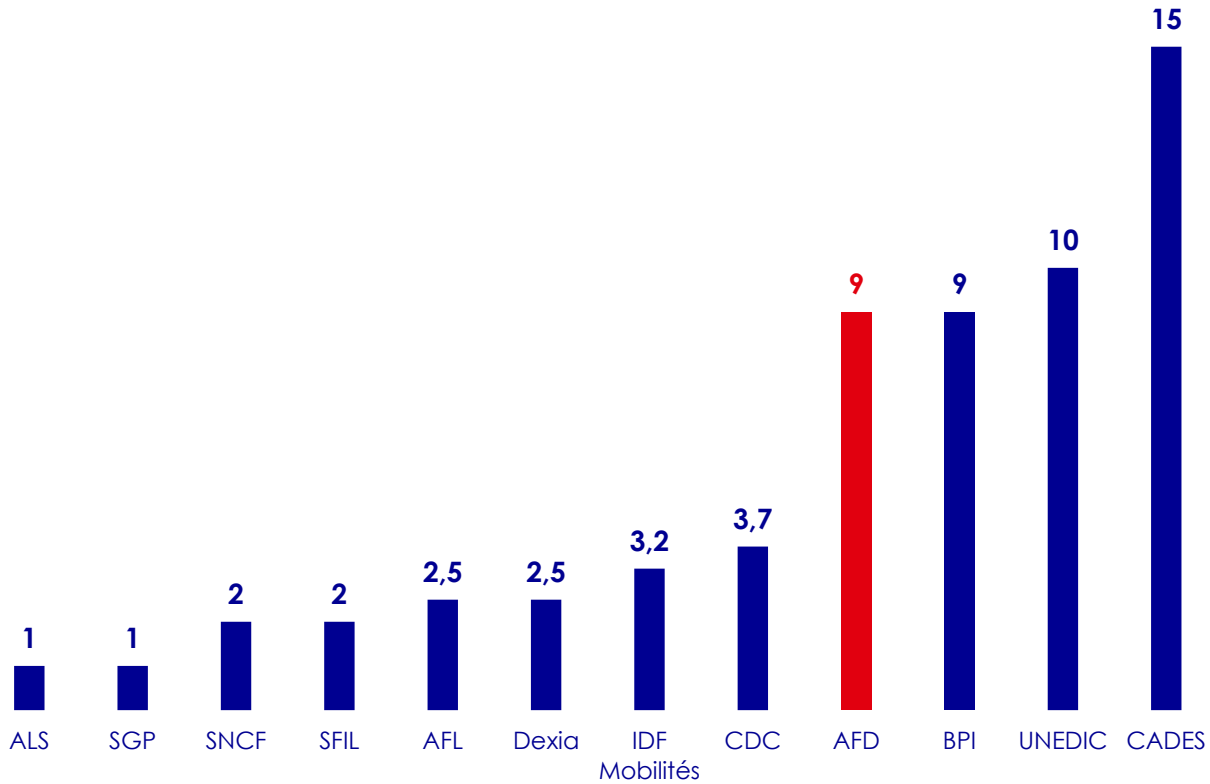
### Stabilization of annual financing need around EUR 8-10Bn :

- An increase in the commitments since 2015 which has resulted in an increase in disbursements and funding program
- A sharp growth of disbursements in 2020 to support our partners during the Covid 19 crisis
- AFD funding program stabilized around EUR 8-10Bn for the coming years.

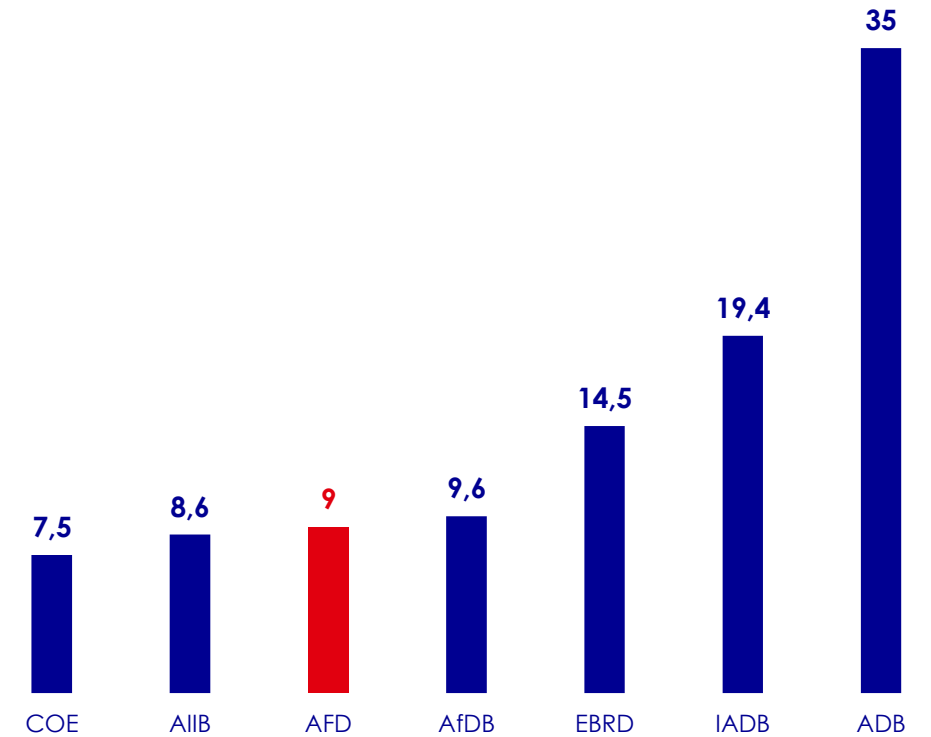
# AFD & PEERS FUNDING PROGRAM IN 2026

In Bn € – December 2025 Figures

## AFD IN THE FRENCH AGENCIES UNIVERSE



## AFD IN THE DEVELOPMENT BANKS UNIVERSE



# AFD'S FUNDING STRATEGY



# AFD'S FUNDING STRATEGY

**3 main priorities** will feed into the development of volumes

**01**

## AFD IS WILLING TO BE A LIQUIDITY PROVIDER BY:

- Raising the issue size of its bonds to €2Bn
- Using TAPs to rise the size of existing bonds to €2Bn

**02**

## AFD HAS AN ACTIVE APPROACH TO THE PRIVATE PLACEMENTS MARKET

- AFD can print PP in any currency on demand (including exotic currencies)
- AFD explores less solicited segment of the curve, short end (2-3y) and long end > 15y

**03**

## SDG AND CLIMATE BOND

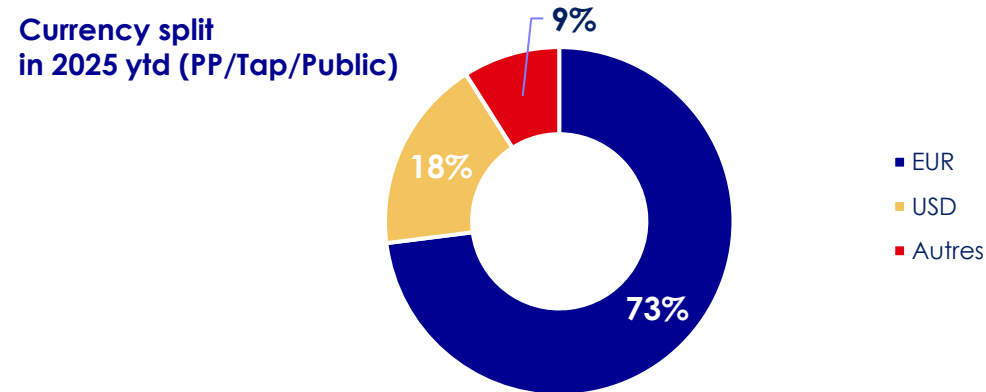
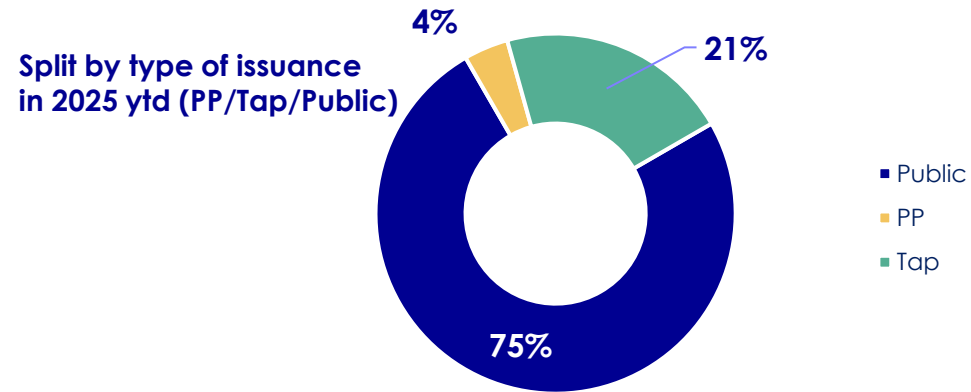
- A new SDG bond framework designed in 2024
- Issuances every year (approximately 55% of AFD's funding in 2024)

# AFD'S FUNDING PROGRAM

€8Bn

Bloomberg Ticker  
AGFRNC

2Y → 20Y EUR  
2Y → 5Y USD



## Public deals



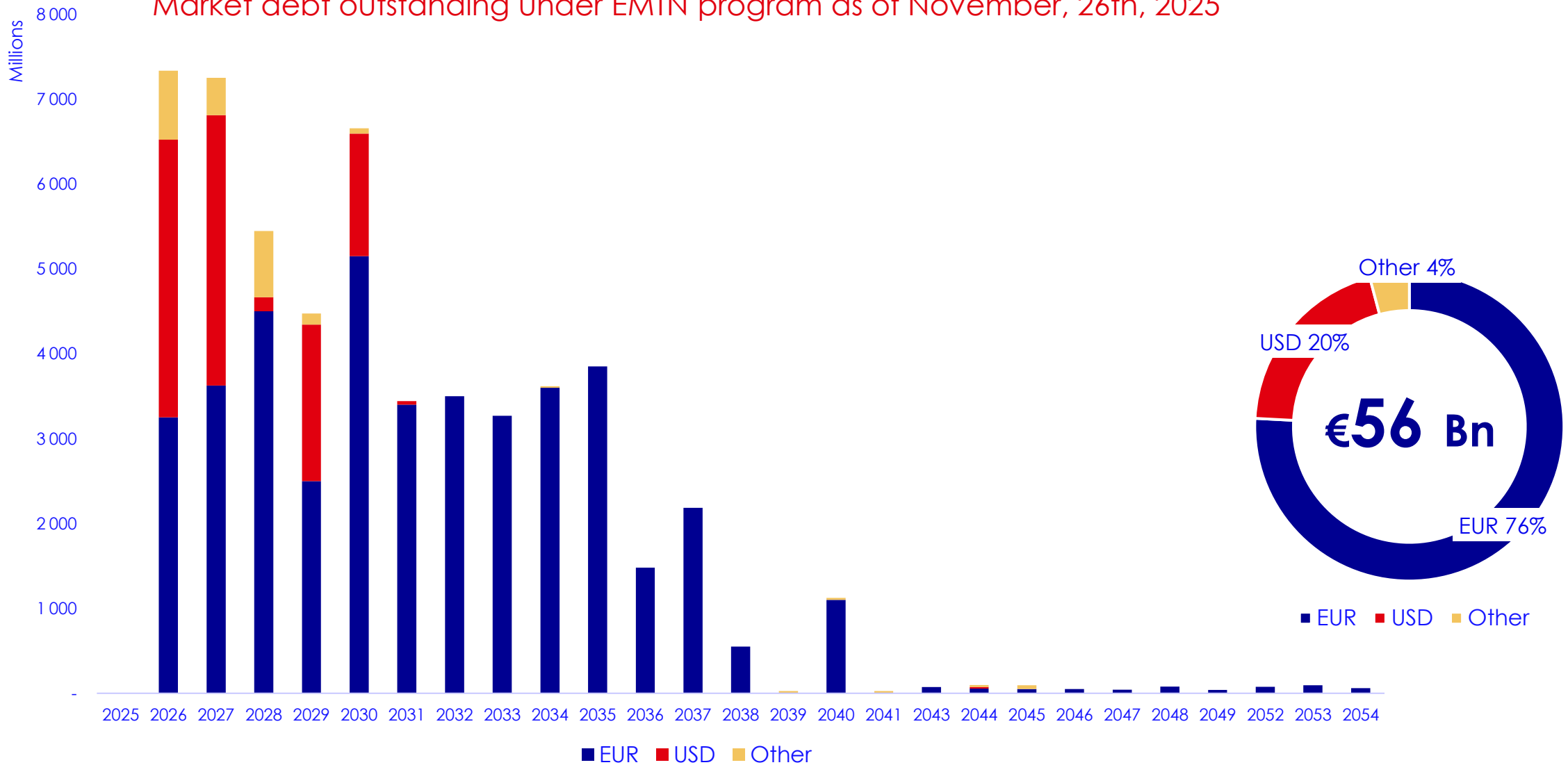
	Current amount	Initial amount	Ccy	Coupon	Tenor	Maturity	Type	vs. OAT
2025	1500	1500	EUR	2,75%	5Y	Sep-30	Public	21
	300	300	GBP	4,50%	3.5Y	Oct-28	Public	
	1000	1000	EUR	3,88%	15Y	Apr-40	Public	15
	2000	2000	EUR	3,63%	10Y	Jan-35	Public	21
	1430	1000	USD	4,88%	5Y	Jan-30	Public	
Total 2025 6,509 Bn € Eq.								
2024	2000	2000	USD	4%	3y	Jun-27	Public	
	2000	2000	USD	4,50%	5Y	Mar-29	Public	
	350	350	GBP	4,13%	3Y	Jul-27	Public	
	2000	2000	EUR	3,00%	10Y	Jan-34	Public	42
Total 2024 7,966 Bn € Eq.								
2023	1500	1500	USD	5,38%	2Y	Oct-25	Public	
	500	500	EUR	3,75%	15Y	Sep-38	Public	39
	2000	2000	EUR	3,38%	10Y	May-33	Public	41
	1750	1750	USD	4,38%	3Y	Feb-26	Public	
	1650	1500	EUR	2,88%	7Y	Jan-30	Public	51
	500	500	GBP	4,38%	3,2Y	Mar-26	Public	
Total 2023 8,030 Bn € Eq.								
2022	1200	1200	EUR	3,50%	10Y	Feb-33	Public	55
	1400	1250	USD	4,00%	5Y	Sep-27	Public	
	1650	400	EUR	1,13%	15Y	Mar-37	P. Tap	36
	Matured	1000	USD	3,13%	2Y	Jun-24	Public	
	1500	1500	EUR	1,63%	10Y	May-32	Public	33
	1500	750	EUR	1,13%	15Y	Mar-37	Public	27
	Matured	500	GBP	1,25%	3,5Y	Jun-25	Public	
	Matured	1500	USD	1,38%	3Y	Jan-25	Public	
Total 2022 9,517 Bn € Eq.								

Sustainable Bond



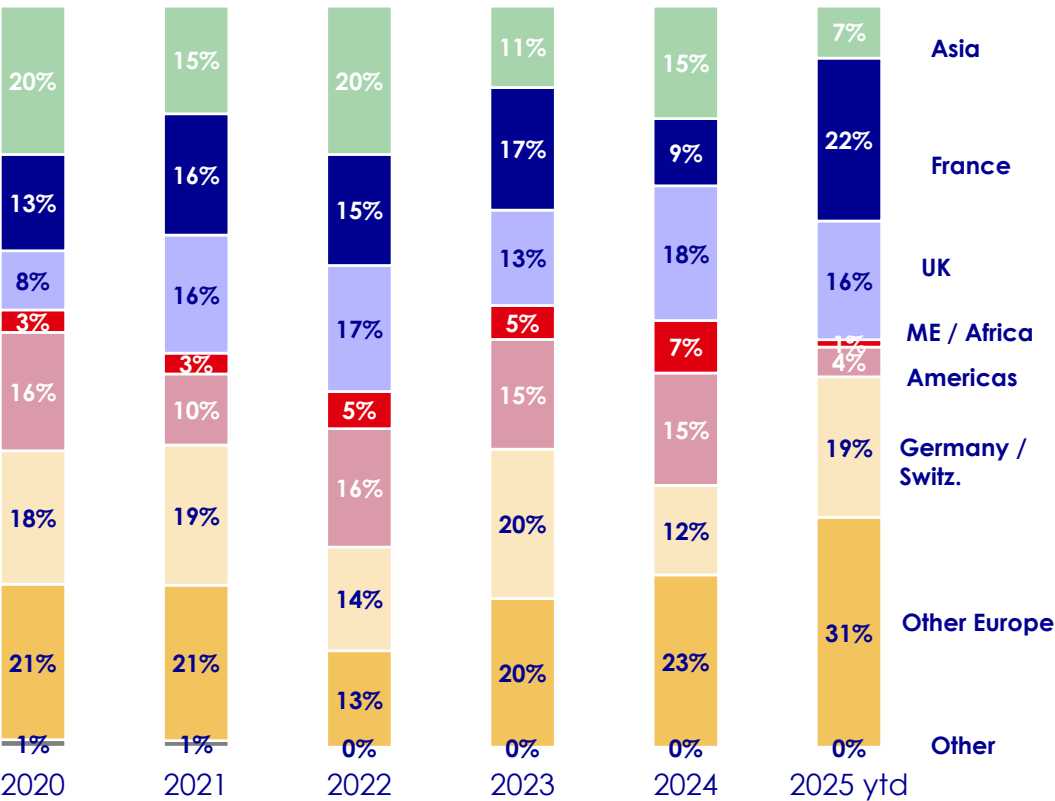
## REDEMPTION PROFILE

Market debt outstanding under EMTN program as of November, 26th, 2025

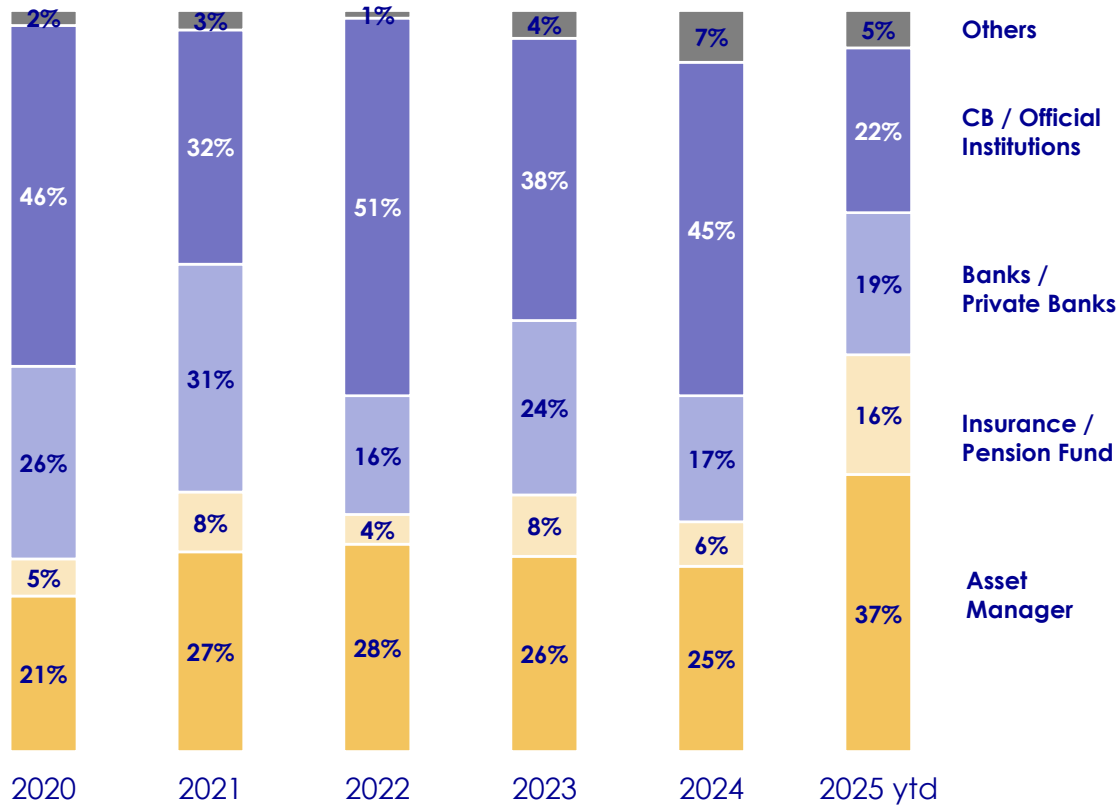


# INVESTOR DISTRIBUTION OVERVIEW: PUBLIC ISSUES (2020-2025)

BREAKDOWN BY GEOGRAPHIC REGION



BREAKDOWN BY INVESTOR TYPE





# **SUSTAINABLE DEVELOPMENT GOALS BOND ISSUANCE PROGRAM**

## 2024 : AFD PUBLISHED AN UPDATE OF ITS SDG BOND FRAMEWORK



### FRAMEWORK OBJECTIVES

1. Aligning the framework with new strategic objectives
2. Simplifying eligibility and integrating new market guidance
3. Increasing the pool of eligible expenditures
4. Reflecting internal processes evolution
5. Reaffirming AFD's contribution to a fair transition



■ Figure 8: Categories of eligible expenditures

SDGs	ICMA SBP/GBP categories	AFD/PROPARCO categories	Sub-categories, eligibility criteria and examples of eligible projects	Examples of reporting indicators
	GBP: Climate Change Adaptation	Climate change adaptation	<p>The projects aim to reduce the vulnerability of human or natural systems to the impacts of climate change and climate-related risks by maintaining or increasing adaptive capacity and resilience through the production of information and knowledge, capacity development and the planning and implementation of measures to adapt to climate change (e.g. development of weather monitoring services)</p> <p><b>Example of a project:</b></p> <ul style="list-style-type: none"> <li>Project to strengthen meteorological services in Côte d'Ivoire</li> </ul>	<p>Number of people whose vulnerability to the impacts of climate change has been reduced</p> <p>Reduction in water production/consumption (m<sup>3</sup>/year) in environments exposed to water stress due to climate change (water &amp; sanitation projects, agro-industry, industry, etc.)</p>
	GBP: Renewable energy and energy efficiency	Energy and climate change mitigation	<p>The project gases (GHG) GHG sinks these goal framework newable so the develop well as ele energy efficie</p> <p><b>Examples of projects:</b></p> <ul style="list-style-type: none"> <li>Financing</li> <li>Improving</li> <li>Leakage</li> </ul>	<p>Number of institutions benefiting from capacity building (institutions/year)</p> <p>Number of formal and informal civil society partners involved in the project</p>
 	GBP: Terrestrial and aquatic biodiversity	Biodiversity	<p>The aim of sity (ecosy resilience, gical divers</p> <p><b>Examples of projects:</b></p> <ul style="list-style-type: none"> <li>Sovereign</li> <li>for flood, it more r optimise</li> <li>Loan for wetland</li> <li>Funding a lo commun</li> </ul>	<p>Number of people benefiting from better social protection</p>
			<p><b>ICMA SBP/GBP categories</b></p> <p><b>AFD/PROPARCO categories</b></p> <p><b>Sub-categories, eligibility criteria and examples of eligible projects</b></p> <p><b>Examples of reporting indicators</b></p>	
	SBP: Socioeconomic advancement and empowerment	Democratic Governance and Justice	<p>Projects are aimed at transforming government operations (e.g. digital) in order to increase the efficiency and transparency of public action; informing citizens about their rights; citizens' access to justice; developing civil protection.</p> <p>Target groups: general population, particularly those with poor access to public services.</p> <p><b>Examples of projects:</b></p> <ul style="list-style-type: none"> <li>Digital transformation of government operations (e-gov, dematerialisation, digital identity);</li> <li>Civil protection and management of industrial incidents and natural disasters;</li> <li>Access to justice for all (infrastructure, training, tools);</li> <li>Information and awareness of rights (local structures, e-justice, awareness campaigns and human rights).</li> </ul>	
	SBP: Socioeconomic advancement and empowerment	Reduction of social inequalities	<p>Projects aim to improve access to basic social services for disadvantaged groups, support allocation programmes and extend social and medical cover.</p> <p>Target groups: disadvantaged local populations in need of improved access to essential basic services.</p> <p><b>Examples of projects:</b></p> <ul style="list-style-type: none"> <li>Programme of allowances for disadvantaged groups (widows, the elderly, people with disabilities) to deal with the Covid-19 crisis;</li> <li>Generalisation of a system of compulsory medical cover.</li> </ul>	<p>Number of people benefiting from better social protection</p>
	SBP: Socioeconomic advancement and empowerment	Sport and Culture	<p>Projects contribute to policies and programmes relating to sport, culture and leisure, particularly when they help to reduce inequalities and have an educational purpose.</p> <p>Target groups: local populations with little access to sports, leisure and cultural facilities</p> <p><b>Examples of projects:</b></p> <ul style="list-style-type: none"> <li>Using sport to educate, raise awareness and combat inequalities;</li> <li>Support for public policies (e.g. training future sports talent in schools in Rwanda);</li> <li>Construction/rehabilitation of local infrastructures (a factor in social inclusion, autonomy and self-esteem, particularly for the most vulnerable groups).</li> </ul>	<p>Number of beneficiaries of cultural and creative industries projects and initiatives (access, training, support)</p>
	SBP: Affordable basic infrastructure	Water and sanitation	<p>Projects support policies and programmes relating to water governance; the conservation of water resources; water supply and sanitation; flood prevention; education and training in water supply and sanitation.</p> <p>Target populations: general population (improvement of public infrastructure) and population without access to water and sanitation</p> <p><b>Examples of projects:</b></p> <ul style="list-style-type: none"> <li>Access to drinking water (production and distribution);</li> <li>Access to sanitation (collection, transport and treatment)</li> <li>Flood prevention.</li> </ul>	<p>Number of people benefiting from a safe drinking water supply service</p> <p>Drinking water production capacity (m<sup>3</sup>/day) funded</p> <p>Water treatment (volume of water treated in m<sup>3</sup>)</p>

## SIMPLIFIED ELIGIBILITY AND READABILITY ANSWERING INVESTORS NEEDS

- Replacement of three types of eligibility by a unique, thematic one
- ICMA correspondence table
- Enhanced reporting metrics with aggregable indicators



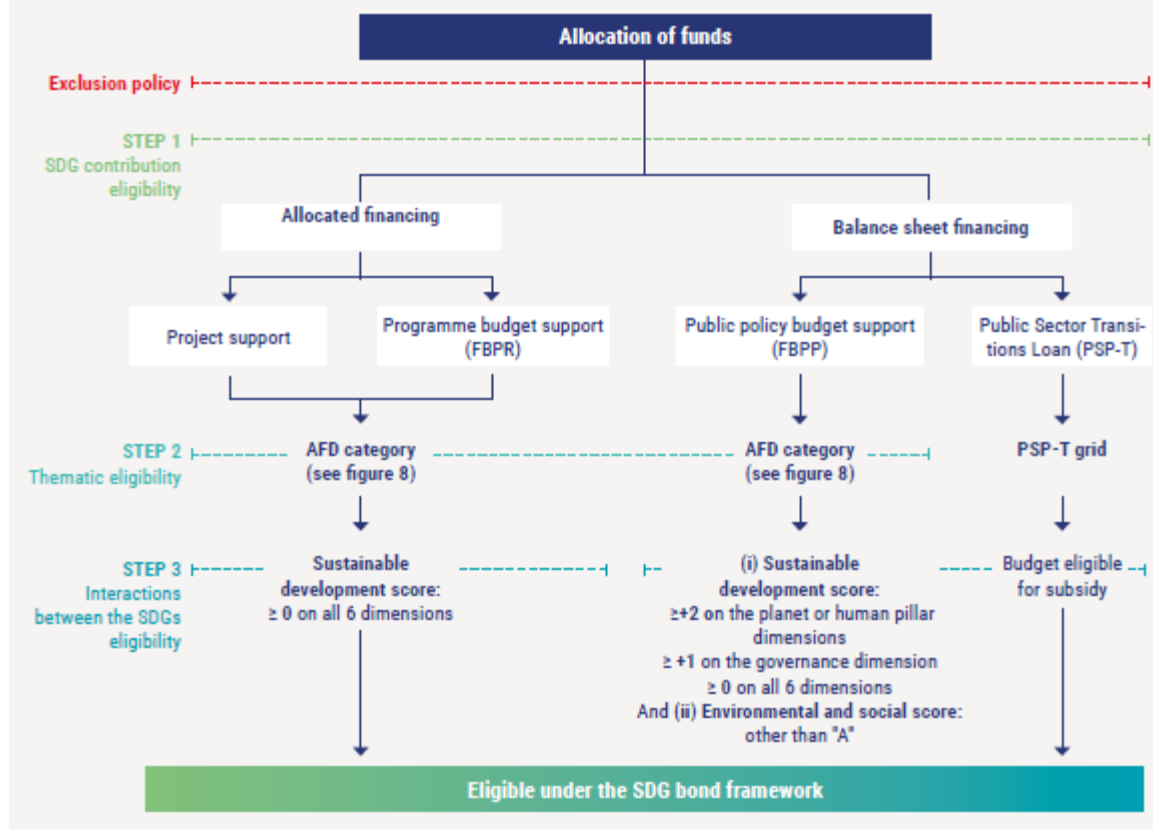
■ Figure 1: Correspondence between the 6 dimensions of AFD's sustainable development analysis and the Sustainable Development Goals (SDGs)



## THE SUSTAINABLE DEVELOPMENT ANALYSIS AS A CATALYSER OF SDG CONTRIBUTION

1. Harmonization of AFD and Proparco's sustainable development ratings
2. Both a « Do no significant harm » and a « Substantial contribution » assessment tool

■ Figure 7: Overview of eligibility criteria by type of operation



## ENHANCED REQUIREMENTS AND NEW FINANCINGS ELIGIBLE

1. Strengthened requirements for “Public policy budget support” (FBPP)
2. French overseas public sector transition loans are now eligible under the framework

## SECOND PARTY OPINION



Moody's Ratings is of the opinion that AFD's Framework is **aligned with the four core components of the International Capital Market Association's (ICMA) Green Bond Principles (GBP) 2021 (including the June 2022 Appendix 1) and Social Bond Principles 2023, and the Loan Market Association's, the Asia Pacific Loan Market Association's and the Loan Syndications & Trading Association's (LMA/APLMA/LSTA) Green Loan Principles (GLP) 2023 and Social Loan Principles (SLP) 2023. It demonstrates a SIGNIFICANT CONTRIBUTION to sustainability,**

### Sustainability quality score



### Alignment with principles

#### USE OF PROCEEDS

#### Overall alignment



#### FACTORS

#### ALIGNMENT



### Contribution to sustainability

#### Final contribution to sustainability



#### Preliminary contribution to sustainability



Additional considerations    No adjustment

POINT-IN-TIME ASSESSMENT

# AFD HIGHLIGHTS



## The French bilateral aid agency

- Established in 1941, entirely state-owned and controlled by the State, AFD benefits from the EPIC status
- Fulfil the ODA and Climate Change government policy
- Activity boosted with adding EUR 4Bn + EUR 1Bn per year of commitments from 2015 until 2020
- Commitments stabilized at around EUR 12bn per year



## Fully regulated by the ACPR (Autorité de Contrôle Prudentiel et de Résolution)

- Strong Basel II Capital Adequacy Ratio at 15,26%
- Strong CET1 ratio at 13.99%
- Standard Risk Weight at 30% according to CRR article 120, AFD being an “institution” upon French banking regulator ACPR guidance\*\*



## A+ / A+ ratings by Fitch and S&P

- Conservative credit risk and provisioning policy backed by French State guarantees for non-performing sovereign loans
- Prudent market risk management framework



## Recurrent EUR and USD Benchmark Issuer

- Eligible to ECB's Public Sector Purchase Programme (PSPP) and ECB's Pandemic Emergency Purchase Programme (PEPP)
- Euro transactions are ECB eligible as “Recognised Agency”\*



## AFD, as an issuer, received “Advanced” overall CSR performance by Moody's and “Prime status” by ISS ESG.



## SDG Bond Framework assessed “Very Good” by Moody's Ratings



## AFD, as an issuer, received the “Best Funding Team” award by Global Capital in 2024.

\* [https://www.ecb.europa.eu/ecb/legal/pdf/oj\\_jol\\_2016\\_014\\_r\\_0006\\_en\\_txt.pdf](https://www.ecb.europa.eu/ecb/legal/pdf/oj_jol_2016_014_r_0006_en_txt.pdf)  
<https://www.ecb.europa.eu/mopo/assets/standards/marketable/html/index.en.html>

\*\* <https://www.acpr.banque-France.fr/fr/publications-et-statistiques/publications/notice-2024-relative-aux-modalites-de-calcul-et-de-publication-des-ratios-prudentiels-dans-le-cadre-0>

## FINANCIAL DEPARTEMENT

**Bokar CHERIF**

Chief Financial Officer

**Ronan LAMY**

Funding Officer

**Emmanuel COSTE**

Head of Treasury and Capital Markets

**Boris OMNES**

Funding Officer

**Thibaut MAKAROVSKY**

Head of Funding and Market Operations



[\\_afd\\_funding@afd.fr](mailto:_afd_funding@afd.fr)

# DISCLAIMER

The information, statements and opinions expressed in this presentation (the "content") do not constitute and shall not be deemed to constitute: (i) any offer, invitation or inducement to sell a security or engage in investment, financial or other similar activity; or (ii) a solicitation of an offer to buy any security; or (iii) any recommendation or advice in relation to any investment, financial or other decision. Persons considering making any investment or financial decision should contact their qualified financial adviser.

The content contains financial information regarding the businesses and assets of AFD. Such financial information may not have been audited, reviewed or verified by any independent accounting firm. The content includes certain financial metrics which constitute alternative performance measures ("apms"), which are non-IFRS financial measures. The apms, as defined by the company, may not be comparable to similarly titled financial measures as presented by other companies. Further, these apms should not be considered as alternatives to profit after tax, operating profit or other performance measures derived in accordance with IFRS or as an alternative to cash flow from operating activities as a measure of AFD's activity.

The content may include forward looking statements, in particular, in relation to future events, growth, future financial performance, plans, strategies, expectations, aims, prospects, competitive environment, regulation and supply and demand. Words such as "anticipates", "believes", "estimates", "expects", "intends", "plans", "projects", "may" and similar expressions are used to identify these forward-looking statements. Such forward looking statements contain inherent risks and uncertainties and actual outcomes may differ materially from those expressed or implied in the forward looking statements. To the maximum extent permitted by law, no warranty or representation (express or implied) including, but not limited to, accuracy or completeness is made in relation to the content, including, but not limited to, any projections or statements about the prospects of AFD. Any forward-looking statement contained in this presentation speaks only as of the date of this presentation. AFD makes no commitment to update content and expressly disclaims, to the extent lawful, liability for any errors or omissions in it.

This presentation is confidential and is being submitted to selected recipients only and may not be reproduced (in whole or in part), distributed or transmitted to any other person without the prior written consent of AFD. The content is not directed at, or intended for distribution to, or use by any person or entity where such distribution or use is restricted by law or regulation. Persons into whose possession the content comes should inform themselves about and observe any such restrictions. In particular this presentation is not intended for distribution in the United States or to U.S. Persons (as defined in regulation S) under the United States Securities Act of 1933, as amended. In the United Kingdom this presentation is being made only to and is directed only at persons who have professional experience in matters relating to investments who fall within article 19(1) of the Financial Services and Markets Act 2000 (Financial Promotion) Order 2005 (the "order") and other persons to whom it may otherwise lawfully be communicated in accordance with the order.

## **CONTACT**

5, rue Roland Barthes 75598 PARIS CEDEX 12

[afd.fr](http://afd.fr)